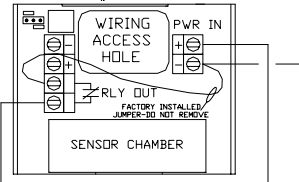


# GVU-18 CO2 MONITOR FIELD WIRING

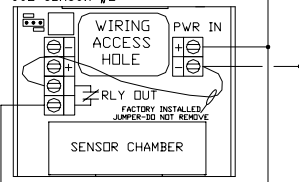
## FIELD WIRING DIAGRAM

TOXALERT GVU-CO, GVU-NO2 AND GVU-VOC SENSORS CAN BE USED IN PLACE OF OR IN COMBINATION WITH TOXALERT GVU-CO2 CARBON DIOXIDE SENSORS. REFER TO APPLICABLE DATA SHEETS AND SCHEMATICS.

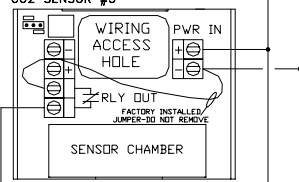
MODEL GVU-CO2  
CO2 SENSOR #1



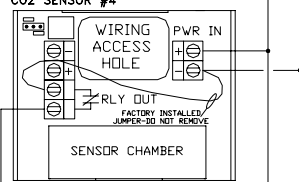
MODEL GVU-CO2  
CO2 SENSOR #2



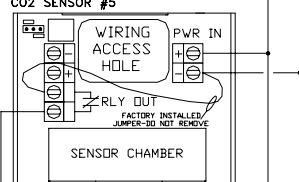
MODEL GVU-CO2  
CO2 SENSOR #3



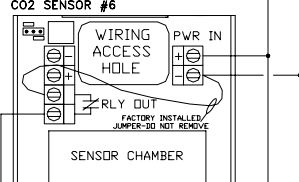
MODEL GVU-CO2  
CO2 SENSOR #4



MODEL GVU-CO2  
CO2 SENSOR #5

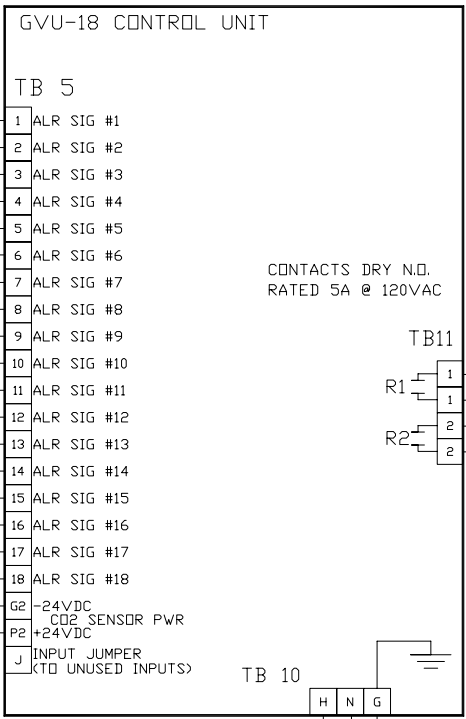


MODEL GVU-CO2  
CO2 SENSOR #6



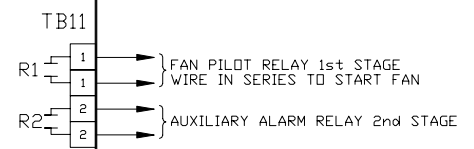
Wire Gauge (AWG)	Max Cable Length (feet)	BELDEN NUMBER
18	1,300	8770
16	2,000	8618
14	3,000	83753
12	4,400	83803

SENSOR WIRE GAUGE AND LENGTH  
(IF CABLE IS NOT RUN IN METAL CONDUIT USE SHIELDED CABLE)



- TO SENSOR 7 RLY ←
- TO SENSOR 8 RLY ←
- TO SENSOR 9 RLY ←
- TO SENSOR 10 RLY ←
- TO SENSOR 11 RLY ←
- TO SENSOR 12 RLY ←
- TO SENSOR 13 RLY ←
- TO SENSOR 14 RLY ←
- TO SENSOR 15 RLY ←
- TO SENSOR 16 RLY ←
- TO SENSOR 17 RLY ←
- TO SENSOR 18 RLY ←

CONTACTS DRY N.O.  
RATED 5A @ 120VAC



WIRE SENSORS  
7-18 SIMILAR

**TOXALERT INTERNATIONAL**  
GAS DETECTION SYSTEMS  
www.toxalert.com  
P.O. BOX 159 MOUND, MN. 55364  
(952)472-4541

ENG: *	ENG. BY *
CONTR: *	DWN. BY CSS
A.	B.
C.	D.

GVU-18 CO2 MONITOR, FIELD WIRING	
* *	
SHEET *	DATE: 3/15/06
DWG. NO. SECTION 2 STD.	